

Sustainable investment means an investment in an economic activity that contributes to an environmental or social objective, provided that the investment does not significantly harm any environmental or social objective and that the investee companies follow good governance practices.

The EU Taxonomy is a classification system laid down in Regulation (EU) 2020/852, establishing a list of **environmentally sustainable economic activities**. That Regulation does not lay down a list of socially sustainable economic activities. Sustainable investments with an environmental objective might be aligned with the Taxonomy or not.

Product Name: HSBC MSCI USA CLIMATE PARIS ALIGNED UCITS ETF

Legal Entity Identifier: 213800XER7TRPRTYJD97

Environmental and/or social characteristics

Did this financial product have a sustainable investment objective?

<p><input checked="" type="radio"/> <input checked="" type="radio"/> <input type="checkbox"/> Yes</p> <p><input type="checkbox"/> It made sustainable investments with an environmental objective: <u> </u>%</p> <p style="margin-left: 20px;"><input type="checkbox"/> in economic activities that qualify as environmentally sustainable under the EU Taxonomy</p> <p style="margin-left: 20px;"><input type="checkbox"/> in economic activities that do not qualify as environmentally sustainable under the EU Taxonomy</p> <p><input type="checkbox"/> It made sustainable investments with a social objective: <u> </u>%</p>	<p><input checked="" type="radio"/> <input type="radio"/> <input checked="" type="checkbox"/> No</p> <p><input checked="" type="checkbox"/> It promoted Environmental/Social (E/S) characteristics and while it did not have as its objective a sustainable investment, it had a proportion of 45.14% of sustainable investments</p> <p style="margin-left: 20px;"><input type="checkbox"/> with an environmental objective in economic activities that qualify as environmentally sustainable under the EU Taxonomy</p> <p style="margin-left: 20px;"><input checked="" type="checkbox"/> with an environmental objective in economic activities that do not qualify as environmentally sustainable under the EU Taxonomy</p> <p style="margin-left: 20px;"><input type="checkbox"/> with a social objective</p> <p><input type="checkbox"/> It promoted E/S characteristics, but did not make any sustainable investments</p>
---	--



To what extent were the environmental and/or social characteristics promoted by this financial product met?

In replicating the performance of the MSCI USA Climate Paris Aligned Index (the "Index"), the Fund promoted the following environmental and/or social characteristics:

- Seeking to reduce exposure to transition and physical climate risks and pursuing opportunities arising from the transition to a lower-carbon economy while aligning with the Paris Agreement requirements;
- Incorporating the Task Force on Climate-related Financial Disclosures recommendations; and
- Exceeding the minimum standards of the EU Paris-Aligned Benchmark.

The Fund sought to achieve the promotion of these characteristics by replicating the performance of the Index which removed companies based on sustainability and United Nations Global Compact ("UNGC") exclusionary criteria and which weighted companies in order to achieve the climate related targets set out in the binding elements section of the SFDR Annex.

Sustainability indicators measure how the environmental or social characteristics promoted by the financial product are attained.

During the reporting period the Index qualified as an EU Paris-Aligned Benchmark under Title III, Chapter 3a, of Regulation (EU) 2016/1011 and was designated as a reference benchmark for the purpose of attaining the environmental or social characteristics promoted by the Fund.

The Fund did not use derivatives to attain the environmental and/or social characteristics of the Fund.

The performance of the sustainability indicators used to measure the attainment of the environmental and/or social characteristics promoted by the Fund can be seen in the table below. The sustainability indicators were calculated by the Investment Manager and utilises data from third party data vendors.

The data can be based on company/issuer disclosures, or estimated by the data vendors in the absence of company/ issuer reports. Please note that it was not always possible to guarantee the accuracy, timeliness or completeness of data provided by third party vendors.

● ***How did the sustainability indicators perform?***

Indicator	Fund	Broad Market Index
ESG Score	6.91	6.59
GHG Intensity (Scope 1 & 2)	42.65	100.06

The data is based on the four-quarter average holdings of the financial year ending on 31 December 2024.

Broad Market Index - MSCI United States Index

● ***...and compared to previous periods?***

Indicator	Period Ending	Fund	Broad Market Index
ESG Score	31 December 2024	6.91	6.59
	31 December 2023	6.81	6.62
	31 December 2022	6.77	6.64
GHG Intensity (Scope 1 & 2)	31 December 2024	42.65	100.06
	31 December 2023	34.21	102.29
	31 December 2022	37.45	162.46

Broad Market Index - MSCI United States Index

The Fund recalculated figures for 2022 Reporting Year with figures for ESG Score - 6.79, GHG Intensity (Scope 1 & 2) - 37.65 because of change in data sets and certain calculation methodology.

● ***What were the objectives of the sustainable investments that the financial product partially made and how did the sustainable investment contribute to such objectives?***

The objectives of the sustainable investments in the Fund were, amongst others:

1. Companies with sustainable product and/or services or quantifiable projects (e.g. CAPEX, OPEX and Turnover) linked to sustainable goals or outcomes;
2. Companies that demonstrated qualitative alignment and/or convergence with UN Sustainable Development Goals or sustainable themes (e.g. Circular Economy);
3. Companies that were transitioning with credible progress. (e.g the transition to or use of renewable energy or other low-carbon alternatives).

By replicating the performance of the Index, the sustainable investments of the Fund contributed to these sustainable objectives.

● ***How did the sustainable investments that the financial product partially made not cause significant harm to any environmental or social sustainable investment objective?***

The Index is designed to meet and exceed the minimum standards of the EU Paris Aligned Benchmarks regulation. The Index is re-balanced periodically and removes stocks based on sustainability exclusionary criteria, including, but not limited to:

- controversial weapons;
- ESG controversies;
- tobacco;
- environmental harm;
- thermal coal mining;
- oil and gas;
- power generation;
- civilian firearms; and
- nuclear weapons.

In addition, the sustainable investments were deemed by the Investment Manager to not have caused significant harm against any environmental or social sustainable investment objective following assessment against the below considerations:

- Banned & controversial weapons involvement;
- Tobacco production revenues above 0%;
- Thermal coal extraction revenues above 10%;
- Thermal coal power generation revenues above 10%;
- Compliance with United Nations Global Compact principles; and
- Involvement in controversies of the highest levels.

By replicating the performance of the Index, the investments of the Fund that were deemed sustainable investments did not cause significant harm to environmental and/or social investment sustainable objectives.

How were the indicators for adverse impacts on sustainability factors taken into account?

Principal adverse impacts are the most significant negative impacts of investment decisions on sustainability factors relating to environmental, social and employee matters, respect for human rights, anti-corruption and anti-bribery matters.

The mandatory principal adverse impacts (“PAI”) indicators were used in the assessment of business activities of the initial universe of securities. Revenue data, business involvement and other data sources were considered when assessing each security using minimum thresholds or blanket exclusions on activities identified in relation to these indicators. The eligible universe was constructed once thermal coal mining and generation, Oil & Gas, were screened at a minimum threshold level and controversial weapons (PAI 14) were removed. Securities that faced very severe and severe controversies pertaining to Environmental issues were also removed (PAI 7,8,9). Embedded in the ESG controversy score was an evaluation of UN Declaration of Human Rights, the ILO Declaration on Fundamental Principles and Rights at Work, and the UNGC which removed securities having faced very severe controversies (PAI 10). The resulting eligible universe was then used to construct the Index using a sophisticated optimisation approach that reduced exposure to carbon intensity (PAI 1,2), reduced fossil fuel exposure (PAI 2,4) and increased exposure to securities with credible emission reduction targets (PAI 1,2,3,4,5). The optimisation also applies overweighting of companies providing sustainable/green solutions (PAI 7,8,9) and those providing green revenues. No optional indicators were taken into account.

Were sustainable investments aligned with the OECD Guidelines for Multinational Enterprises and the UN Guiding Principles on Business and Human Rights? Details:

The index methodology incorporated the MSCI ESG Controversies. The evaluation framework used in MSCI ESG Controversies was designed to be consistent with international norms represented by the UN Declaration of Human Rights, the ILO Declaration on Fundamental Principles and Rights at Work, and the UNGC Principles. Specifically, the MSCI ESG Controversies approach covered the following pillars: Environment, Human Rights & Community, Labor rights & Supply chain, Customers and Governance. These pillars included indicators such as Human rights concerns, Collective bargaining & unions, Child labor and Anticompetitive practices, which were also issues that the OECD Guidelines for Multinational Enterprises and the UN Guiding Principles on Business and Human Rights covered. Further information on MSCI ESG Controversies is available on the Index provider's website.

The EU Taxonomy sets out a “do no significant harm” principle by which Taxonomy-aligned investments should not significantly harm EU Taxonomy objectives and is accompanied by specific Union criteria.

The “do no significant harm” principle applies only to those investments underlying the financial product that take into account the Union criteria for environmentally sustainable economic activities. The investments underlying the remaining portion of this financial product do not take into account the Union criteria for environmentally sustainable economic activities.

Any other sustainable investments must also not significantly harm any environmental or social objectives.



How did this financial product consider principal adverse impacts on sustainability factors?

The Index was designed to meet and exceed the minimum standards of the EU Paris Aligned Benchmarks regulation. The eligible universe was constructed once Thermal coal mining and generation, Oil & Gas, were screened at a minimum threshold level and controversial weapons (PAI 14) were removed. Securities that faced very severe and severe controversies pertaining to Environmental issues were also removed (PAI 7,8,9). Embedded in the ESG controversy score was an evaluation of UN Declaration of Human Rights, the ILO Declaration on Fundamental Principles and Rights at Work, and the UNGC Principles which removed securities having faced very severe controversies (PAI 10). The resulting eligible universe was then used to construct the Index using a sophisticated optimisation approach that reduced exposure to carbon intensity (PAI 1,2), reduced fossil fuel exposure (PAI 2,4) and increased exposure to securities with credible emission reduction targets (PAI 1,2,3,4,5). The optimisation also applied overweighting of companies providing sustainable/green solutions (PAI 7,8,9) and those providing green revenues.



What were the top investments of this financial product?

The list includes the investments constituting **the greatest proportion of investments** of the financial product during the reference period which is: Based on the four-quarter average holdings of the reference period as at 31/12/2024

Largest Investments	Sector	% Assets	Country
NVIDIA Corporation	Information Technology	7.28%	United States of America
Apple Inc.	Information Technology	6.97%	United States of America
Microsoft Corporation	Information Technology	6.96%	United States of America
Amazon.com, Inc.	Consumer Discretionary	3.70%	United States of America
Tesla, Inc.	Consumer Discretionary	2.67%	United States of America
Meta Platforms Inc Class A	Communication Services	2.54%	United States of America
Alphabet Inc. Class C	Communication Services	2.33%	United States of America
Eli Lilly and Company	Health Care	1.83%	United States of America
Visa Inc. Class A	Financials	1.83%	United States of America
Digital Realty Trust, Inc.	Real Estate	1.79%	United States of America
Broadcom Inc.	Information Technology	1.71%	United States of America
Sherwin-Williams Company	Materials	1.49%	United States of America
Mastercard Incorporated Class A	Financials	1.42%	United States of America
JPMorgan Chase & Co.	Financials	1.24%	United States of America
International Business Machines Corporation	Information Technology	1.22%	United States of America

Cash and derivatives were excluded

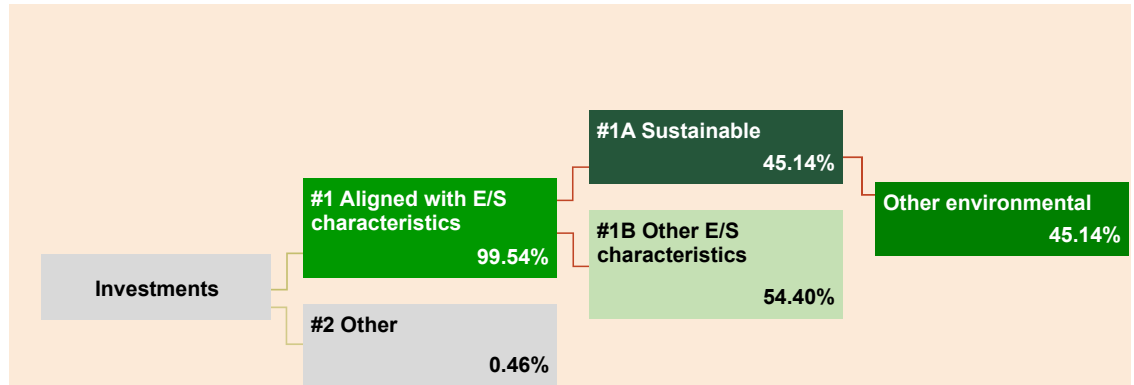


What was the proportion of sustainability-related investments?

45.14% of the portfolio was invested in sustainable investments.

Asset allocation describes the share of investments in specific assets.

What was the asset allocation?



#1 Aligned with E/S characteristics includes the investments of the financial product used to attain the environmental or social characteristics promoted by the financial product.

#2 Other includes the remaining investments of the financial product which are neither aligned with the environmental or social characteristics, nor are qualified as sustainable investments.

The category **#1 Aligned with E/S characteristics** covers:

- The sub-category **#1A Sustainable** covers environmentally and socially sustainable investments.
- The sub-category **#1B Other E/S characteristics** covers investments aligned with the environmental or social characteristics that do not qualify as sustainable investments.

*A company or issuer considered as a sustainable investment may contribute to both a social and environmental objective, which can be aligned or non-aligned with the EU Taxonomy. The figures in the above diagram take this into account, but one company or issuer may only be recorded once under the sustainable investments figure (#1A Sustainable).

The percentages of Taxonomy-aligned and Other Environmental, do not equal #1A Sustainable investment due to differing calculation methodologies of sustainable investments and Taxonomy-aligned investments.

In which economic sectors were the investments made?

Sector / Sub-Sector	% Assets
Information Technology	35.95%
Financials	13.27%
Health Care	12.88%
Consumer Discretionary	10.97%
Communication Services	8.05%
Real Estate	7.26%
Industrials	6.70%
Materials	1.73%
Utilities	1.72%
<i>Electric Utilities</i>	<i>1.21%</i>
Consumer Staples	1.01%
Cash & Derivatives	0.46%
Total	100.00%



To comply with the EU Taxonomy, the criteria for **fossil gas** include limitations on emissions and switching to fully renewable power or low-carbon fuels by the end of 2035. For **nuclear energy**, the criteria include comprehensive safety and waste management rules.

To what extent were sustainable investments with an environmental objective aligned with the EU Taxonomy?

The Fund did not make sustainable investments aligned with the EU Taxonomy.

Did the financial product invest in fossil gas and/or nuclear energy related activities complying with the EU Taxonomy¹?

Yes:
 In fossil gas
 In nuclear energy

No

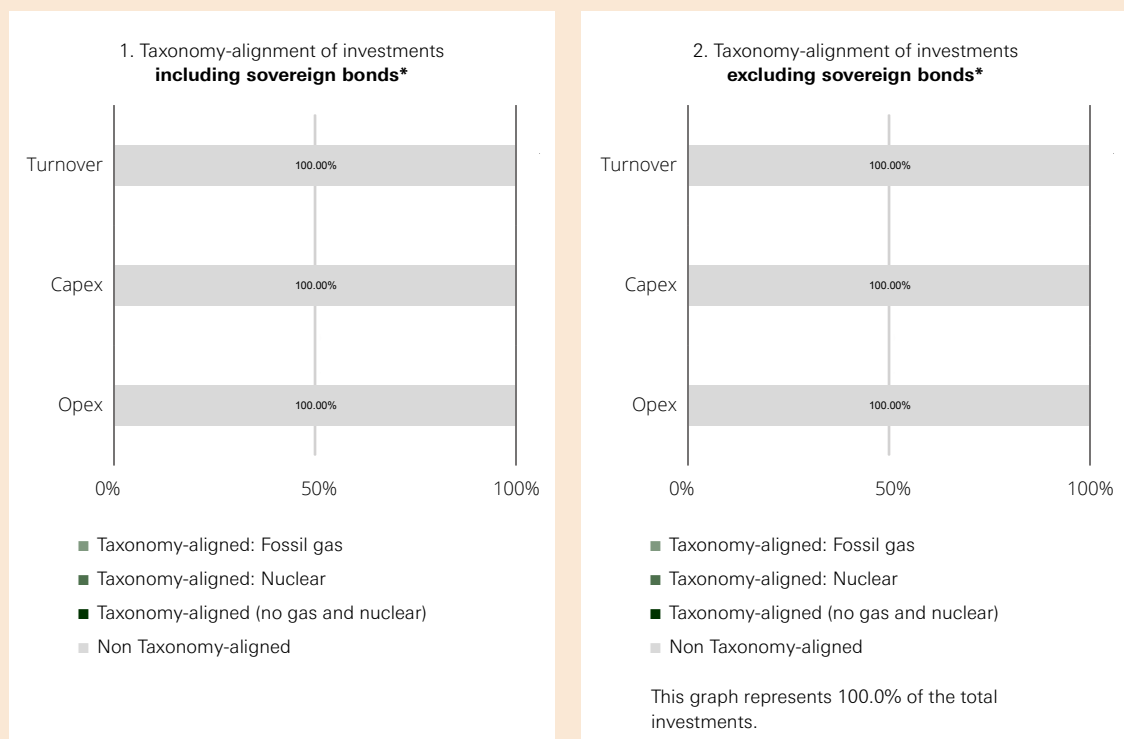
¹ Fossil gas and/or nuclear related activities will only comply with the EU Taxonomy where they contribute to limiting climate change ("climate change mitigation") and do no significant harm to any EU Taxonomy objective - see explanatory note in the left hand margin. The full criteria for fossil gas and nuclear energy economic activities that comply with the EU Taxonomy are laid down in Commission Delegated Regulation (EU) 2022/1214.

Taxonomy-aligned activities are expressed as a share of:

- **turnover** reflects the "greenness" of investee companies today.
- **capital expenditure** (CapEx) shows the green investments made by investee companies, relevant for a transition to a green economy.
- **operational expenditure** (OpEx) reflects the green operational activities of investee companies.

Transitional activities are activities for which low-carbon alternatives are not yet available and among others have greenhouse gas emission levels corresponding to the best performance.

The graphs below show in green the percentage of investments that were aligned with the EU Taxonomy. As there is no appropriate methodology to determine the taxonomy-alignment of sovereign bonds, the first graph shows the Taxonomy alignment in relation to all the investments of the financial product including sovereign bonds, while the second graph shows the Taxonomy alignment only in relation to the investments of the financial product other than sovereign bonds.*



* For the purpose of these graphs, 'sovereign bonds' consist of all sovereign exposures.


What was the share of investments made in transitional and enabling activities?

For the reference period the Fund's share of investment in transitional activities was 0.00% and the share of investment in enabling activities was 0.00%.

Enabling activities directly enable other activities to make a substantial contribution to an environmental objective.

● **How did the percentage of investments that were aligned with the EU Taxonomy compare with previous reference periods?**

Indicator	2023-24	2022-23	2021-22
Revenue - Taxonomy-aligned: Fossil gas	0.00%	0.00%	0.00%
Revenue - Taxonomy-aligned: Nuclear	0.00%	0.00%	0.00%
Revenue - Taxonomy-aligned (no gas and nuclear)	0.00%	0.00%	0.00%
Revenue - Non Taxonomy-aligned	100.00%	100.00%	100.00%
CAPEX - Taxonomy-aligned: Fossil gas	0.00%	0.00%	0.00%
CAPEX - Taxonomy-aligned: Nuclear	0.00%	0.00%	0.00%
CAPEX - Taxonomy-aligned (no gas and nuclear)	0.00%	0.00%	0.00%
CAPEX - Non Taxonomy-aligned	100.00%	100.00%	100.00%
OPEX - Taxonomy-aligned: Fossil gas	0.00%	0.00%	0.00%
OPEX - Taxonomy-aligned: Nuclear	0.00%	0.00%	0.00%
OPEX - Taxonomy-aligned (no gas and nuclear)	0.00%	0.00%	0.00%
OPEX - Non Taxonomy-aligned	100.00%	100.00%	100.00%

 are sustainable investments with an environmental objective that **do not take into account the criteria for environmentally sustainable economic activities** under Regulation (EU) 2020/852.

 **What was the share of sustainable investments with an environmental objective not aligned with the EU Taxonomy?**

The sustainable investments with an environmental objective not aligned with the EU Taxonomy were 45.14%. Due to lack of coverage and data, the Fund did not commit to making any EU Taxonomy aligned investments.

 **What was the share of socially sustainable investments?**

The Fund did not invest in socially sustainable investments.

 **What investments were included under “other”, what was their purpose and were there any minimum environmental or social safeguards?**

Cash and other instruments such as American Depositary Receipts, European Depositary Receipts and Global Depositary Receipts, Eligible Collective Investment Schemes and/or financial derivative instruments may have been used for liquidity, hedging and efficient portfolio management in respect of which there were no minimum environmental and/or social safeguards.

 **What actions have been taken to meet the environmental and/or social characteristics during the reference period?**

The Fund was passively managed and aimed to replicate the net total return performance of the Index. The Index was designed to support investors seeking to reduce their exposure to transition and physical climate risks and who wish to pursue opportunities arising from the transition to a lower-carbon economy while aligning with the Paris Agreement requirements. The index incorporated the Task Force on Climate-related Financial Disclosures recommendations and was designed to exceed the minimum standards of the EU Paris-Aligned Benchmark. The Index achieved this in the following ways:

1. Excluding securities of companies with exposure (as defined by the Index provider in the Index methodology) to any of the following characteristics (each characteristic will apply thresholds, as defined by the Index provider and set out in the Index methodology and which may be amended from time to time);
2. On each rebalancing date, the Index is constructed using an optimisation process (as detailed in the Index methodology) as detailed in the binding elements below.

HSBC Asset Management is a signatory of the UN Principles of Responsible Investment and UK Stewardship Code. HSBC Asset Management's stewardship team met with companies regularly to improve the understanding of their business and strategy, signal support or concerns we have with management actions and promote best practice.

Further information on shareholder engagement and voting policy can be found on our website: <https://www.assetmanagement.hsbc.co.uk/en/individual-investor/about-us/responsible-investing/policies>.



How did this financial product perform compared to the reference benchmark?

See below for details on how the Fund performed compared to the reference benchmark.

● ***How does the reference benchmark differ from a broad market index?***

The Index is an equity index based on the MSCI USA Index, and includes large and mid-cap securities of the U.S. equity markets. The Index is constructed from the Parent Index by excluding securities of companies with exposure (as defined by the Index provider in the Index methodology) to:

- controversial weapons;
- ESG controversies;
- tobacco;
- environmental harm;
- thermal coal mining;
- oil and gas; and
- power generation.

Furthermore, the Index incorporates the Task Force on Climate-related Financial Disclosures "TCFD" recommendations and is designed to exceed the minimum standards of the EU Paris-Aligned Benchmark.

On each rebalancing date, the Index is constructed using an optimisation process (as detailed in the Index methodology) to achieve the following aims:

- exceed the minimum technical requirements laid out in the draft EU Delegate Act;
- align with the recommendations of the TCFD;
- align with a 1.5°C climate scenario using the MSCI Climate Value-at-Risk and a "self-decarbonisation" rate of 10% year on year;
- reduce the Index's exposure to physical risk arising from extreme weather events by at least 50%;
- shift index weight from "brown" to "green" using the MSCI Low Carbon transition score and by excluding categories of fossil-fuel-linked companies;
- increase the weight of companies which are exposed to climate transition opportunities and reduce the weight of companies which are exposed to climate transition risks;
- reduce the weight of companies assessed as high carbon emitters using scope 1, 2 and 3 emissions;
- increase the weight of companies with credible carbon reduction targets through the weighting scheme; and
- achieve a modest tracking error compared to the Parent Index and low turnover.

● ***How did this financial product perform with regard to the sustainability indicators to determine the alignment of the reference benchmark with the environmental or social characteristics promoted?***

In seeking to achieve its investment objective, the Fund invests in the constituents of the Index in generally the same proportions in which they were included in the Index.

Reference benchmarks are indexes to measure whether the financial product attains the environmental or social characteristics that they promote.

In doing so, the performance of the sustainability indicators of the Fund was similar to the performance of the sustainability indicators of the Index, as shown below.

How did this financial product perform compared with the reference benchmark?

Indicator	Fund	Reference Benchmark
ESG Score	6.91	6.91
GHG Intensity (Scope 1 & 2)	42.65	42.31

The data is based on the four-quarter average holdings of the financial year ending on 31 December 2024.

Reference Benchmark - MSCI USA Climate Paris Aligned Index

How did this financial product perform compared with the broad market index?

Indicator	Fund	Broad Market Index
ESG Score	6.91	6.59
GHG Intensity (Scope 1 & 2)	42.65	100.06

The data is based on the four-quarter average holdings of the financial year ending on 31 December 2024.

Broad Market Index - MSCI United States Index